

TE PAPA

OUR PLACE



# Mānawatia a Matariki

**Pukapuka hei mahi**  
**Activity book**

Māori celebrate the start of the new year in mid-winter (June-July).

The Matariki star cluster rises in the morning sky on the eastern horizon, before the sun. This signals the beginning of **Te Mātahi o te Tau** or the Māori New Year.

Matariki is a time to gather with **whānau** (family), **hoa** (friends), and **hāpori** (community) to reflect on the past, celebrate the present, and plan for the future.

This activity book will focus on **three themes** important during this time of year, and help you learn more about what Matariki is.

### Contents


1. Matariki
2. Te Iwa o Matariki | the nine stars of Matariki
3. Maramataka | Māori calendar
4. **Matariki hunga nui** | Remembrance
5. Whakapapa | Geneology
6. **Matariki ahunga nui** | Celebrating the present
7. Pepeha
8. **Matariki manako nui** | Hopes and goals



## Matariki

The star cluster Matariki takes its name from the central star. There are many **iwi** (tribe) traditions across Aotearoa associated with Matariki – some name **whitu** (seven) stars and some **iwa** (nine). All iwi traditions link to the coming of a new year and give thanks to the special things in their lives.

Fill in the crossword with the **ingoa** (names) of the nine stars.

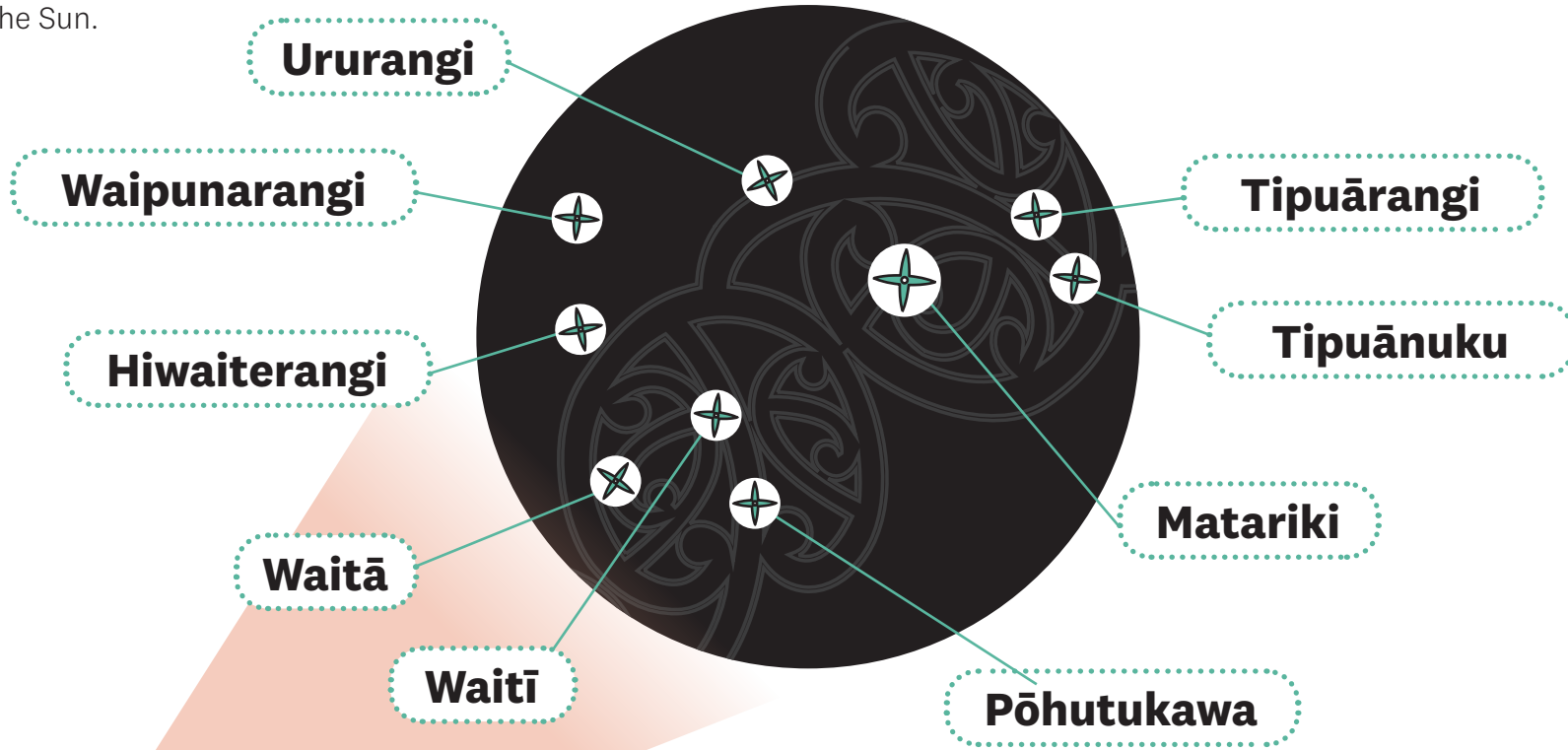


- Matariki
- Ururangi
- Waipunarangi
- Hiwaiterangi
- Pōhutukawa
- Tipuānuku
- Tipuārangi
- Waiti
- Waitā

# Te Iwa o Matariki | the nine stars of Matariki

The Matariki star cluster rises in the early morning on the eastern horizon, just before the Sun.

Learn the names of **Te Iwa o Matariki** (the nine stars of Matariki) and where you can see them in the sky.



Matariki



Te Kokotā




Puanga




Tautoru



Hinetakurua



Māhutonga



# Maramataka | Māori calendar

The Māori calendar is guided by the **Rā** (the Sun), the **whetū** (stars), and the **Marama** (the Moon). This is called the **maramataka** (environmental calendar).

Traditionally food would be kept in a **pātaka** (storehouse) during winter. Draw where you would store all this food.

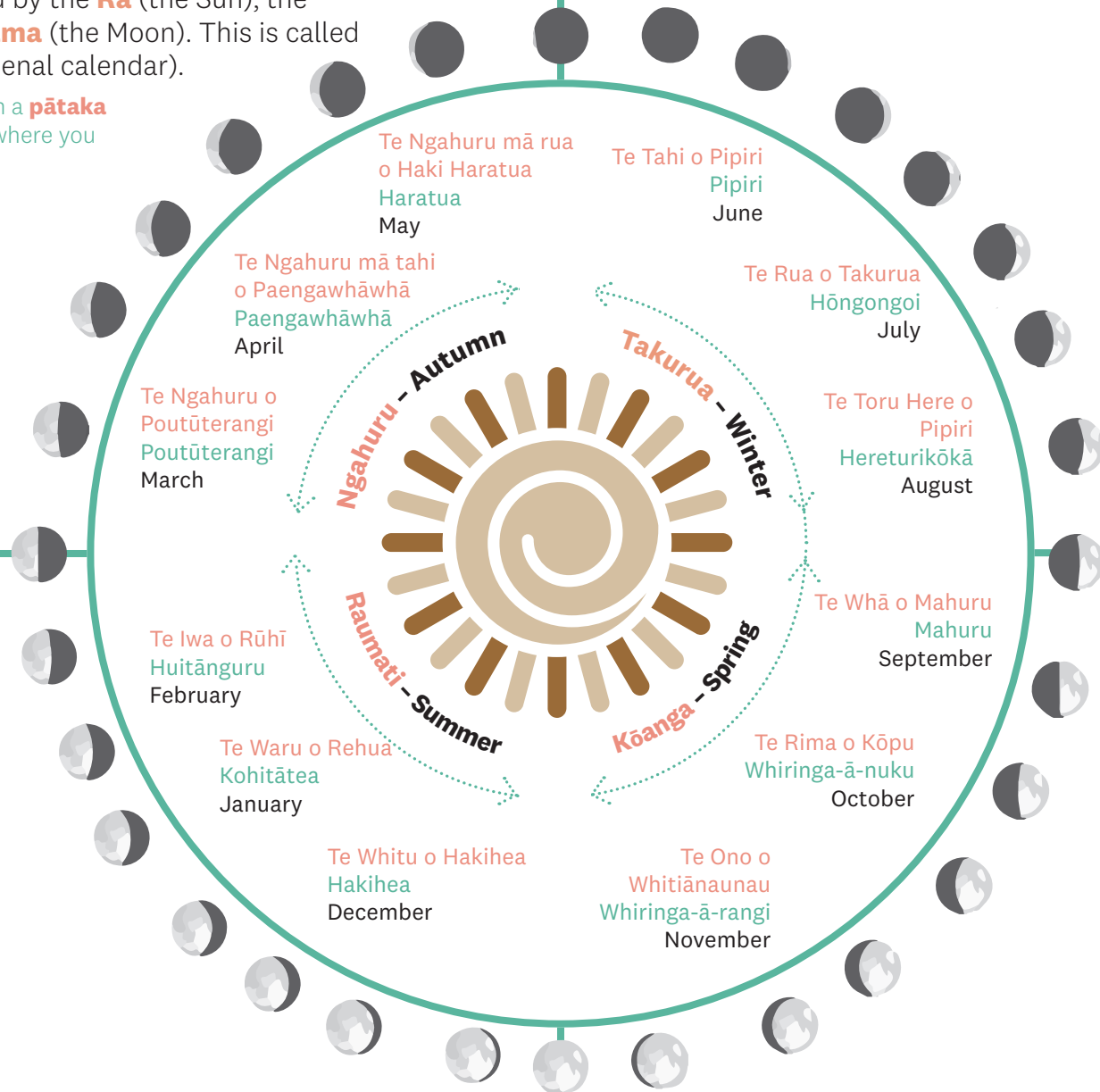
It's really cold. Draw a picture of your **whānau** (family) gathered around a fire telling stories.

**Ngahuru** (Autumn)

**Raumati** (Summer)

**Takurua** (Winter)

**Kōanga** (Spring)



The sun is warm and it's time to be outside. Draw your favourite summer spot.

Time to prepare the **māra** (garden). Draw some of your favourite fruits and vegetables you like to eat.







## Matariki ahunga nui | Celebrating the present

A good way to celebrate Matariki is by eating **kai** (food) together with **whānau** (family) and **hoa** (friends). We can gather our kai from different places in the environment.

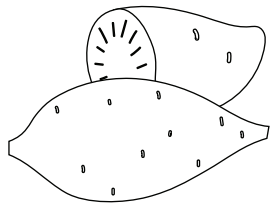
Match the picture to the **whetū** (star) to see what **kai** was eaten during Matariki.




mutton bird  
**tītī**



fish  
**ika**



sweet potato  
**kūmara**



eel  
**tuna**



Food from the sky  
**Tipuārangi**



Food from the ground  
**Tipuānuku**



Food from the sea  
**Waitā**

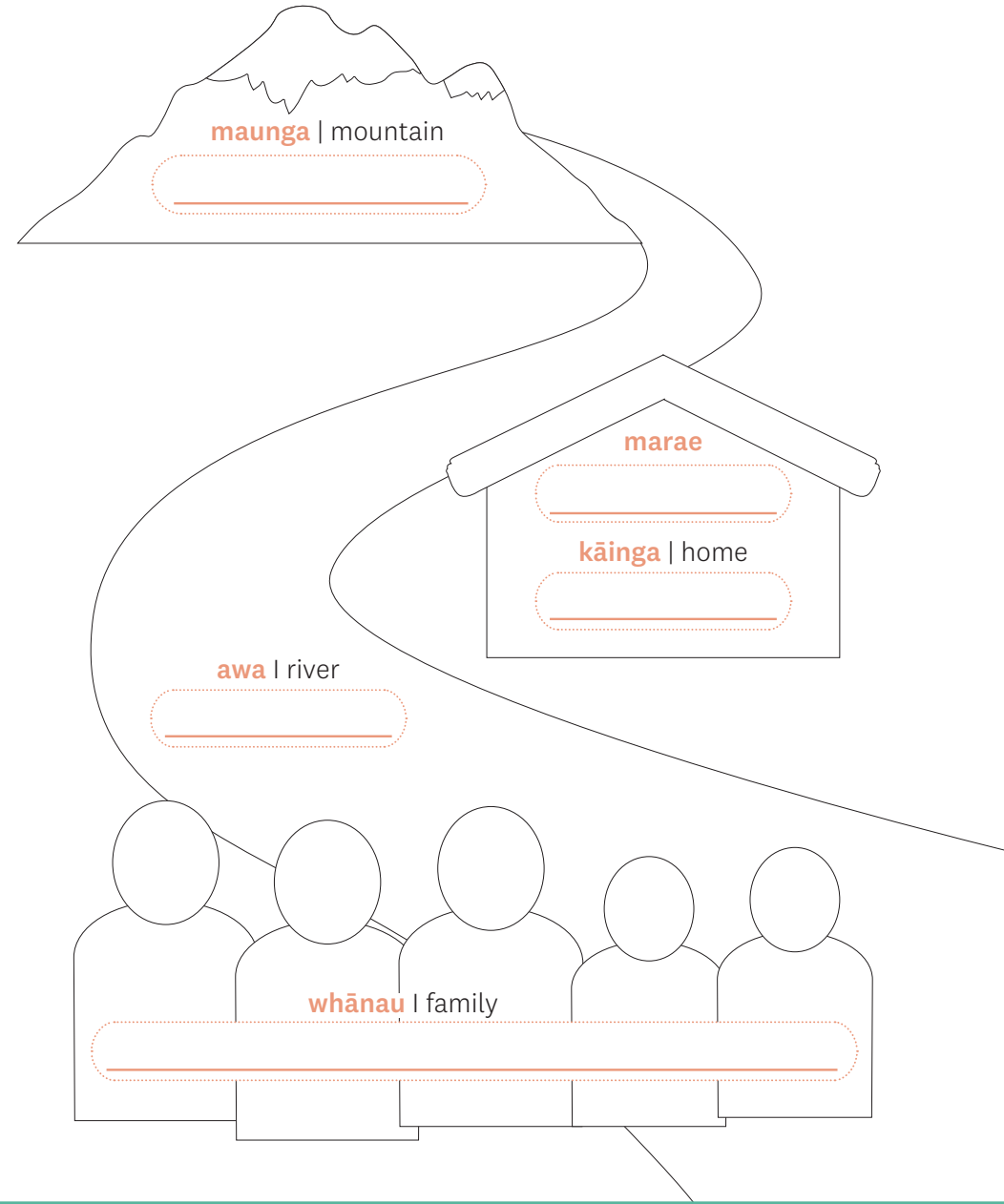


Food from the rivers and lakes  
**Waiti**

## Pepeha

A **pepeha** allows us to introduce ourselves by talking about our **whānau** (family) and the **whenua** (land) we live on.

Thinking about the **whenua** around you and your **whānau**, fill in the gaps to create your pepeha so it relates to you.



# Matariki manako nui | Hopes and goals

Matariki is a time to think about what our **manako** (hopes) and **whāinga** (goals) are for the year.

Write down **toru** (three) things that you want to achieve this year.

1 \_\_\_\_\_

\_\_\_\_\_

\_\_\_\_\_

\_\_\_\_\_

\_\_\_\_\_

\_\_\_\_\_

\_\_\_\_\_

\_\_\_\_\_

2 \_\_\_\_\_

\_\_\_\_\_

\_\_\_\_\_

\_\_\_\_\_

\_\_\_\_\_

\_\_\_\_\_

\_\_\_\_\_

\_\_\_\_\_

\_\_\_\_\_

3 \_\_\_\_\_

\_\_\_\_\_

\_\_\_\_\_

\_\_\_\_\_

\_\_\_\_\_

\_\_\_\_\_

\_\_\_\_\_

During Matariki we take time to rest and prepare for the new year while also allowing the environment to do the same.


Find the words that relate to Matariki and the environment in the word search.

Matariki  
whānau  
taiao  
Hiwaiterangi  
Tipuārangi  
kaitiaki

moana  
awa  
Ururangi  
Pōhutukawa  
Waitā  
whenua

whetū  
Waipunarangi  
Tipuānuku  
Waitī

H	G	K	T	A	I	A	O	M	T	Ē	K
I	W	R	I	W	Ē	W	H	E	N	U	A
W	A	I	P	U	N	A	R	A	N	G	I
A	I	N	U	R	Ū	N	M	P	Ā	Ō	T
I	T	M	Ā	T	E	Ō	A	I	W	K	I
T	Ā	O	N	H	K	W	T	H	H	R	A
E	M	A	U	Ē	Ā	P	A	E	Ā	W	K
R	I	N	K	U	R	U	R	A	N	G	I
A	W	A	U	Ō	A	H	I	M	A	R	O
N	Ū	W	H	E	T	Ū	K	N	U	G	Ē
G	W	A	I	T	Ī	W	I	Ū	P	Ā	M
I	G	T	I	P	U	Ā	R	A	N	G	I
Ē	T	P	Ō	H	U	T	U	K	A	W	A

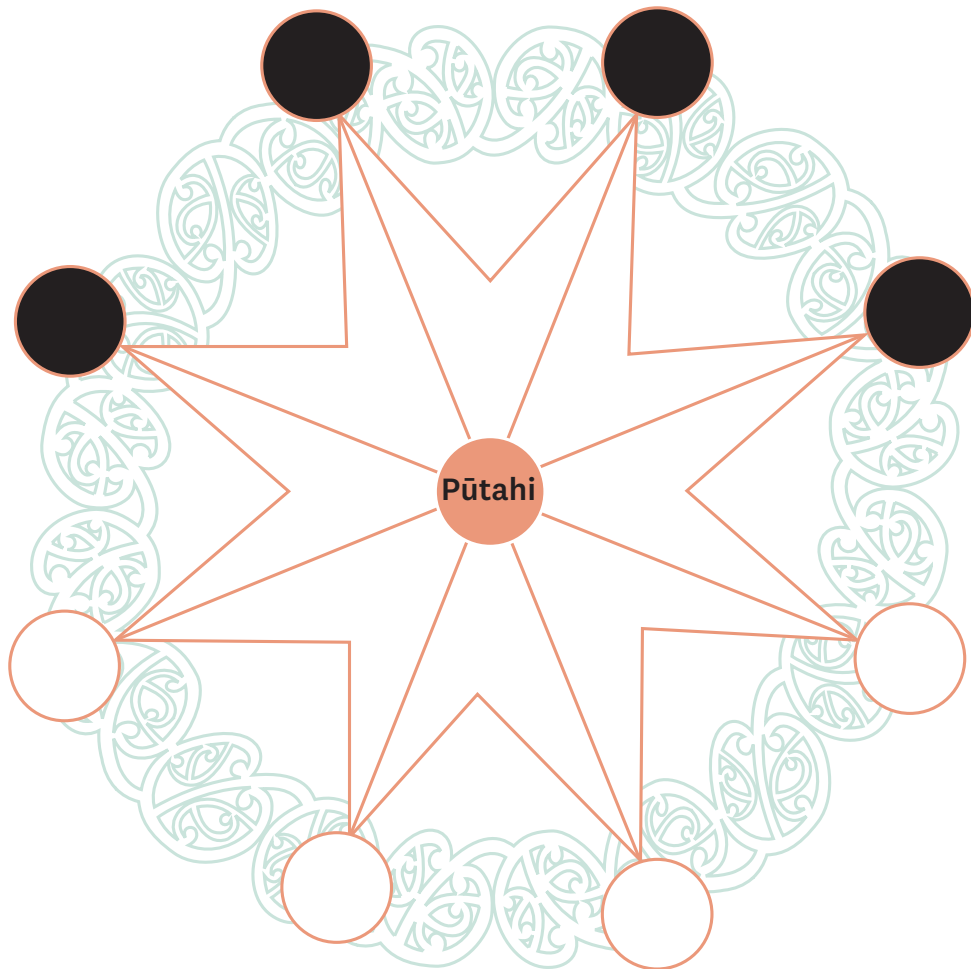


## Mū Tōrere


Matariki is about having fun. Learn how to play **Mū Tōrere** with your **whānau** (family).

You may need a **pakeke** (grown up) to help you learn to play.

The aim of this two-player game is to block your opponent so they can't move.

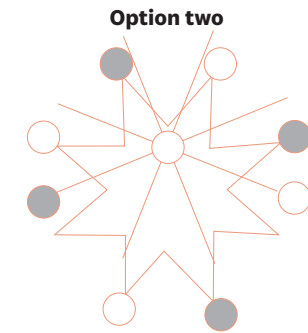
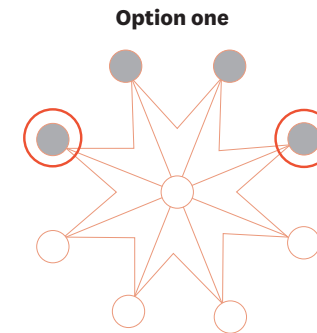


Cut out the eight stars to the right to use as counters to play **Mū Tōrere**.



### How to play

Place the **pango** (black) and **mā** (white) playing pieces on the board as shown. The **pūtahi** (middle) starts empty.



In option one, a black counter in one of the red rings moves to the middle first. In option two, any counter can move to the middle first. Players then take turns making their move.

### Ways to move

1. You can move your counter to an empty space either side of the counter or to the middle.
2. Pieces can't leap over each other.
3. There are no captures in this game.

### Winner

The game ends when one player is blocked and can't move.

You should swap colours for the next game so that you both get a chance to move first.





© Te Papa. Except for the Te Papa logo and the illustrations, this Matariki activity book by the Museum of New Zealand Papa Tongarewa is licensed under a Creative Commons Attribution-NonCommercial 4.0 International Licence.

Please note that the reuse or adaption of the Te Papa logo and the illustrations outside of the context of this activity book is not covered under this licence. Attribution should be in written form and not by reproduction of the Te Papa logo. If you publish, distribute, or otherwise disseminate this work to the public without adapting it, the following attribution to Te Papa should be used:

Source: “Museum of New Zealand Te Papa Tongarewa (Te Papa) [tepapa.nz/matariki-activitybook](http://tepapa.nz/matariki-activitybook) and licensed by Te Papa for re-use under the Creative Commons Attribution-NonCommercial 4.0 International Licence.”

If you adapt this work in any way or include it in a collection, and publish, distribute, or otherwise disseminate that adaption or collection to the public, the following attribution to Te Papa should be used:

“This work is [based on/includes] the Museum of New Zealand Te Papa Tongarewa’s “Matariki activity book” which is licensed by Te Papa for reuse under the Creative Commons Attribution-NonCommercial 4.0 International Licence.”

Pg. 7:  
Sun by Freepik.com

Pg. 10:  
Eel by Abby Design/Vecteezy.com  
Fish by Better Your Life/Vecteezy.com  
Kūmura by mwss/Vecteezy.com  
Star by Freepik.com

[tepapa.nz/matariki](http://tepapa.nz/matariki)

