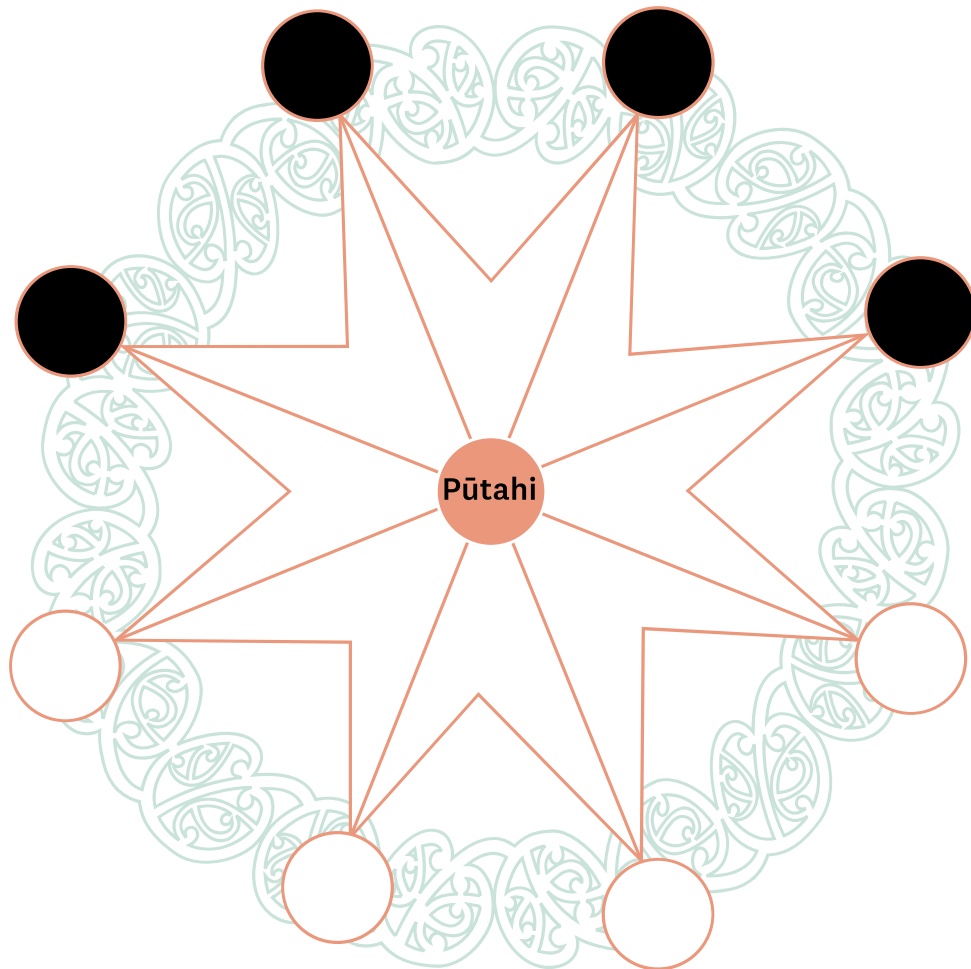


## Mū Tōrere


Matariki is about having fun. Learn how to play **Mū Tōrere** with your **whānau** (family).

You may need a **pakeke** (grown up) to help you learn to play.

The aim of this two-player game is to block your opponent so they can't move.

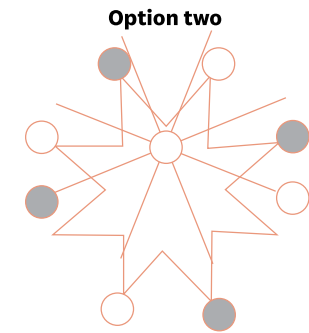
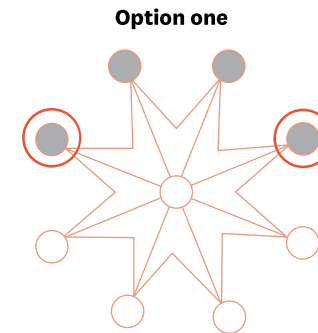


Cut out the eight stars to the right to use as counters to play **Mū Tōrere**.



### How to play

Place the **pango** (black) and **mā** (white) playing pieces on the board as shown. The **pūtahi** (middle) starts empty.



In option one, a black counter in one of the red rings moves to the middle first. In option two, any counter can move to the middle first. Players then take turns making their move.

### Ways to move

1. You can move your counter to an empty space either side of the counter or to the middle.
2. Pieces can't leap over each other.
3. There are no captures in this game.

### Winner

The game ends when one player is blocked and can't move.

You should swap colours for the next game so that you both get a chance to move first.